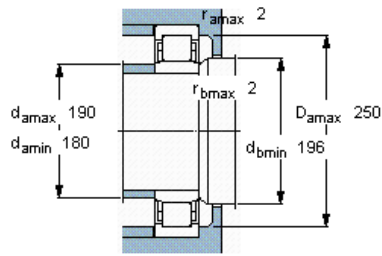
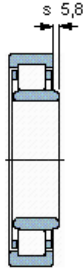
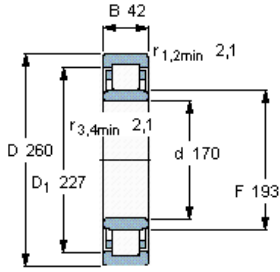
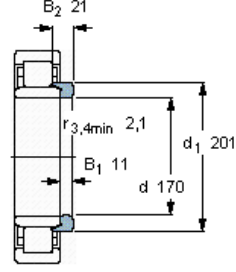


Cylindrical roller bearings, single row

Principal dimensions			Basic load ratings		Designation	Angle ring
d	D	B	dynamic C	static C0	<b>* SKF Explorer bearing</b>	Designation
mm			kN		-	-
<b>170</b>	260	42	275	400	NU 1034 M	HJ 1034



**Calculation factors**  
 $k_r$  0,1  
 $e$  0,2     $\gamma$  0,6



HJ 1034  
 Mass kg 0,94